

Paper Reference(s) 4SP1/01
Pearson Edexcel International GCSE (9–1)

Spanish
PAPER 1: Listening

Diagram Booklet

In the boxes below, write your name, centre number and candidate number.

Surname					
Other names					
Centre Number					
Candidate Number					

INSTRUCTIONS

There may be spare copies of some diagrams in case you need them.

**THIS DIAGRAM BOOKLET MUST BE
RETURNED WITH THE QUESTION PAPER
AT THE END OF THE EXAMINATION.**

Contents

Page

4 Question 1


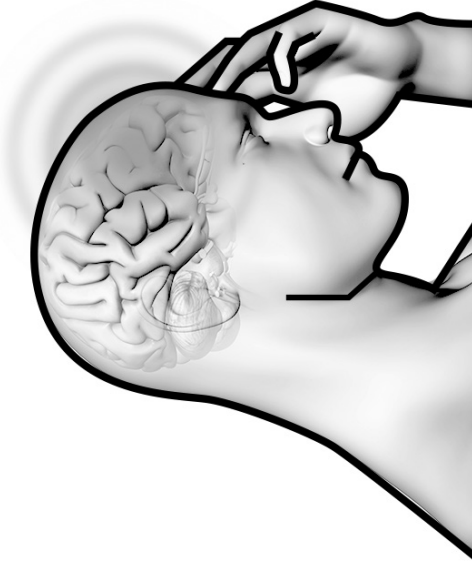


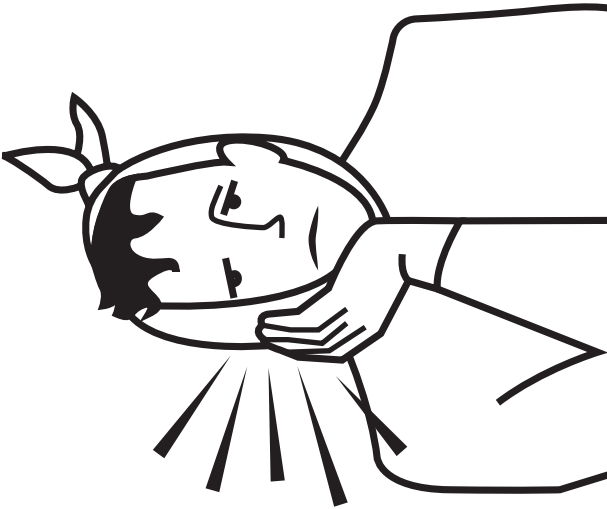



5 Question 2

6 Question 6








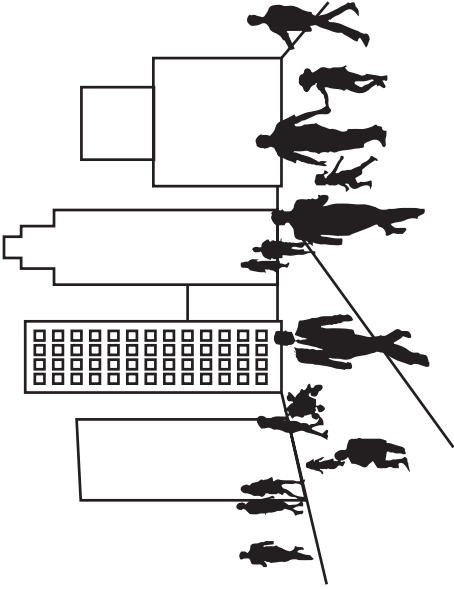
7–8 Question 7

9–10 Question 7 (Spare copy)

Question 1

<p>A</p> 	<p>B</p> 	<p>C</p> 	<p>D</p> 
<p>E</p> 	<p>F</p> 	<p>G</p> 	<p>H</p> 

Question 2

<div data-bbox="499 2309 579 2801"><p>EJEMPLO</p></div> <div data-bbox="667 2187 1039 2816"></div>	<div data-bbox="499 2056 579 2131"><p>A</p></div> <div data-bbox="688 1576 1018 2068"></div>	<div data-bbox="499 1383 579 1448"><p>B</p></div> <div data-bbox="646 899 1062 1391"></div>	<div data-bbox="499 706 579 771"><p>C</p></div> <div data-bbox="688 184 1066 750"></div>
<div data-bbox="1131 2739 1211 2801"><p>D</p></div> <div data-bbox="1339 2240 1698 2763"></div>	<div data-bbox="1131 2065 1211 2125"><p>E</p></div> <div data-bbox="1318 1581 1715 2068"></div>	<div data-bbox="1131 1391 1211 1448"><p>F</p></div> <div data-bbox="1272 872 1761 1418"></div>	<div data-bbox="1131 700 1211 771"><p>G</p></div> <div data-bbox="1304 192 1728 742"></div>

Question 6

- A** ~~**ARIA**~~
- B** poco
- C** menores
- D** alto
- E** solo
- F** nuevo
- G** con otros
- H** antiguo
- I** mucho
- J** adultos
- K** problemas
- L** bajo
- M** éxito

	Aspectos positivos	Aspectos negativos
EJEMPLO: Pilar	rápido	complicado
Pilar	(a) _____	(c) _____
	_____	_____
	_____	_____
	_____	_____
	(b) _____	

	Aspectos positivos	Aspectos negativos
EJEMPLO: Pilar	rápido	complicado
Pepe	(d) _____	(f) _____
	_____	_____
	_____	_____
	_____	_____
	(e) _____	

	Aspectos positivos	Aspectos negativos
EJEMPLO: Pilar	rápido	complicado
Pilar	(a) _____	(c) _____
	_____	_____
	_____	_____
	_____	_____
	(b) _____	

	Aspectos positivos	Aspectos negativos
EJEMPLO: Pilar	rápido	complicado
Pepe	(d) _____	(f) _____
	_____	_____
	_____	_____
	_____	_____
	(e) _____	

COPYRIGHT INFORMATION

Image © Arvind Singh Negi/Red Reef Design Studio/Pearson Asset Library

Image © Andrea Danti/Pearson Asset Library

Image © Pearson Asset Library

Image © Jezper/Pearson Asset Library

Image © studiestoks/Pearson Asset Library

Image © Victor Brave/Pearson Asset Library

Image © Viaceslav Chapkevich/Pearson Asset Library

Image © Basjan Bernard/Shutterstock

Image © jagoda/Pearson Asset Library

Image © Anirban Sarkar/Pearson Asset Library

Image © Nataliia Nesterenko/Getty Images

Image © paprika/Pearson Asset Library

Image © Vectors bySkop/Pearson Asset Library

Image © SunshineVector/Pearson Asset Library

Image © UnitoneVector/Getty Images

Image © carlos castilla/Pearson Asset Library